

Oil-injected

Rotary Screw Air Compressors

Installed motor power 5.5 - 400 kW/7.5 - 550 hp

Free air delivery from 0.36 to 74.49 m³/min, Pressure 7.5 - 13 bar



CONTENTS

- 01 TWO-STAGE OIL-INJECTED ROTARY SCREW AIR COMPRESSOR
- 02 OIL-INJECTED ROTARY SCREW AIR COMPRESSOR(FIXED SPEED)
- 03 OIL-INJECTED ROTARY SCREW AIR COMPRESSOR(VSD)

- P01
- P03
- P06



TWO-STAGE OIL-INJECTED ROTARY SCREW AIR COMPRESSOR


Features and advantages



01

State-of-the-art Screw Element

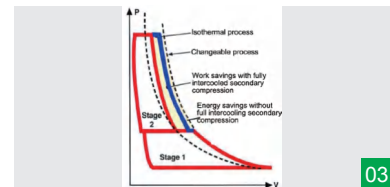
- Original DENAIR air end.
- Advanced SAP profile design.
- The material of the rotors is American specialty steel.
- Superior Sweden SKF element bearings.



02

Low Leakage

- The single-stage compression ratio is lower, which ensures reduced return leakage.
- Free Air Delivery increases, efficiency increases, power decreases.



03

Energy Savings

- Interstage cooling
- Using a two-stage compressor air end with inter-stage oil injection cooling, the compression process is close to isothermal compression, so two-stage compression saves about 10~15% energy than single-stage compression



04

Heavy-duty Oil Filter

- Heavy-duty oil filter with excellent oil purification capability ensures a clean and safe oil system.
- Long service period and easy filter change reduce maintenance costs.



05

Energy-saving 1:1 Direct Driven design Variable Speed Drive

Germany KTR brand maintenance-free coupling makes the motor drive the air end without transmission loss.



06

- Different variable speed drive brands available, such as INVT, ABB, etc.
 - VSD: variable volume, controlled costs: there is no unnecessary power generated, the DENAIR DVA models can reduce energy costs by 35% or more.
- Life cycle costs of the compressor can be reduced by an average of 22%.

Technical parameters for EEI 1***

Model****	Maximum Working Pressure		Capacity FAD*				Installed Motor Power		Driving Model & Cooling Method	Noise level** [dB(A)]	Dimensions(mm)			Weight kg	Air outlet pipe diameter
			50Hz		60Hz						L	W	H		
	bar(g)	psig	m ³ /min	cfm	m ³ /min	cfm	kW	hp							
DA-55+	7.5	109	12.28	434	12.50	441	55	75	Direct Driven Air Cooling W-water Cooling	69	2350	1500	1600	2300	DN50
	8.5	123	12.22	431	12.46	440	55	75		69	2350	1500	1600	2300	DN50
	10.5	152	9.25	327	12.35	436	55	75		69	2350	1500	1600	2300	DN50
	13.0	189	8.23	291	7.61	269	55	75		69	2350	1500	1600	2300	DN50
DA-75+	7.5	109	16.25	574	15.02	530	75	100		69	2350	1500	1600	2350	DN50
	8.5	123	16.17	571	14.94	528	75	100		69	2350	1500	1600	2350	DN50
	10.5	152	15.00	530	12.35	436	75	100		69	2350	1500	1600	2350	DN50
	13.0	189	11.82	417	10.15	359	75	100		69	2350	1500	1600	2350	DN50
DA-90(W)+	7.5	109	20.07	709	20.17	712	90	120		72	2650	1700	1850	2500	DN80
	8.5	123	20.00	706	19.78	698	90	120		72	2650	1700	1850	2500	DN80
	10.5	152	15.66	553	18.90	667	90	120		72	2650	1700	1850	2500	DN80
	13.0	189	14.77	522	16.32	576	90	120		72	2650	1700	1850	2500	DN80
DA-110(W)+	7.5	109	23.40	826	23.31	823	110	150		75	2650	1700	1850	3200	DN80
	8.5	123	23.19	819	23.00	812	110	150		75	2650	1700	1850	3200	DN80
	10.5	152	18.22	643	20.16	712	110	150		75	2650	1700	1850	3200	DN80
	13.0	189	15.42	544	16.63	587	110	150		75	2650	1700	1850	3200	DN80
DA-132(W)+	7.5	109	27.26	963	27.72	979	132	175		75	2650	1700	1850	3950	DN80
	8.5	123	26.34	930	27.04	955	132	175		75	2650	1700	1850	3950	DN80
	10.5	152	21.92	774	23.06	814	132	175		75	2650	1700	1850	3950	DN80
	13.0	189	19.18	677	22.68	801	132	175		75	2650	1700	1850	3950	DN80
DA-160(W)+	7.5	109	33.30	1176	32.99	1165	160	215	75	3000	1950	2030	5000	DN100	
	8.5	123	33.00	1165	32.34	1142	160	215	75	3000	1950	2030	5000	DN100	
	10.5	152	28.74	1015	27.72	979	160	215	75	3000	1950	2030	5000	DN100	
	13.0	189	24.62	869	24.09	851	160	215	75	3000	1950	2030	5000	DN100	
DA-185(W)+	7.5	109	37.60	1328	41.05	1450	185	250	75	3000	1950	2030	5500	DN100	
	8.5	123	37.12	1311	40.96	1446	185	250	75	3000	1950	2030	5500	DN100	
	10.5	152	32.65	1153	33.10	1169	185	250	75	3000	1950	2030	5500	DN100	
	13.0	189	28.22	996	27.19	960	185	250	75	3000	1950	2030	5500	DN100	
DA-200(W)+	7.5	109	42.33	1495	43.26	1528	200	270	78	3500	2200	2300	6000	DN125	
	8.5	123	42.23	1491	42.33	1495	200	270	78	3500	2200	2300	6000	DN125	
	10.5	152	36.97	1305	33.74	1191	200	270	78	3500	2200	2300	6000	DN125	
	13.0	189	32.03	1131	28.31	1000	200	270	78	3500	2200	2300	6000	DN125	
DA-220(W)+	7.5	109	46.56	1644	52.05	1838	220	300	78	3500	2200	2300	6300	DN125	
	8.5	123	46.45	1640	51.95	1834	220	300	78	3500	2200	2300	6300	DN125	
	10.5	152	41.92	1480	43.53	1431	220	300	78	3500	2200	2300	6300	DN125	
	13.0	189	36.35	1284	33.40	1179	220	300	78	3500	2200	2300	6300	DN125	
DA-250(W)+	7.5	109	52.32	1847	57.35	2025	250	350	78	3500	2200	2300	6500	DN125	
	8.5	123	52.22	1844	56.01	1978	250	350	78	3500	2200	2300	6500	DN125	
	10.5	152	46.14	1629	46.78	1652	250	350	78	3500	2200	2300	6500	DN125	
	13.0	189	41.20	1455	40.13	1417	250	350	78	3500	2200	2300	6500	DN125	
DA-280(W)+	7.5	109	57.37	2026	61.57	2174	280	375	78	3700	2400	2550	7000	DN125	
	8.5	123	57.27	2022	60.39	2131	280	375	78	3700	2400	2550	7000	DN125	
	10.5	152	50.77	1793	51.52	1819	280	375	78	3700	2400	2550	7000	DN125	
	13.0	189	45.32	1600	46.31	1635	280	375	78	3700	2400	2550	7000	DN125	
DA-315(W)+	7.5	109	62.93	2222	67.86	2396	315	425	80	4500	2500	2450	7500	DN125	
	8.5	123	62.83	2219	66.57	2351	315	425	80	4500	2500	2450	7500	DN125	
	10.5	152	55.51	1960	57.19	2019	315	425	80	4500	2500	2450	7500	DN125	
	13.0	189	49.85	1760	49.91	1762	315	425	80	4500	2500	2450	7500	DN125	

*) FAD in accordance with ISO 1217:2009, Annex C: Absolute intake pressure 1 bar (a), cooling and air intake temperature 20 °C

**) Noise level as per ISO 2151 and the basic standard ISO 9614-2, operation at maximum operating pressure and maximum speed; tolerance: ±3 dB(A)

***) EEI 1 - Energy Efficiency Index 1, which refers to enhanced energy saving series

****) VSD models are available. The naming method of the VSD models is DVA-(motor power)+

Specifications are subject to change without notice.

OIL-INJECTED ROTARY SCREW AIR COMPRESSOR(FIXED SPEED)

Features and advantages



01

Smart Controller

- Increased reliability: durable keyboard,
- user-friendly, multilingual user interface.
- Improved ease of use: intuitive navigation system
- with main operation conditions include warning indications, maintenance scheduling etc.



02

Stainless Steel Oil Pipe and Air Pipe

- High temperature resistant (400 C = 752 F) and low temperature resistant (-270 C = -518 F), high pressure resistant.
- Ultra-long life(80 years), completely leak free and maintenance free.



03

Intelligent Control and Protection


- Schneider electrical elements with original package from Germany, safe and reliable.
- Reasonable, simple and clear wiring, easy for maintenance.
- Good protection function ensures the stable running of the compressor unit.



04

Premium Efficiency Drive Motor

- Premium efficiency Totally Enclosed Fan Cooled (TEFC) IP55 motor (Class F insulation) protects against dust and chemicals etc.
- Long-term stable operation even in harsh environments up to 55 C (131 F)



05

State-of-the-art Screw Element

- Original DENAIR air end.
- Advanced SAP profile design
- The material of the rotors is American specialty steel.
- Superior Sweden SKF element bearings.



06

Efficient Radiator

- High quality aluminum fins and copper coil materials with good thermal conductivity ensure the perfect cooling efficiency.

Technical parameters for EEI 2***

Model	Maximum Working Pressure		Capacity FAD*				Installed Motor Power		Driving Model & Cooling Method	Noise level** [dB(A)]	Dimensions(mm)			Weight kg	Air outlet pipe diameter			
			50Hz		60Hz						L	W	H					
	bar(g)	psig	m ³ /min	cfm	m ³ /min	cfm	kW	hp										
DA-5	7.5	109	0.80	28	0.80	28	5.5	7.5	Belt Driven	62	900	600	860	315	G1/2"			
	8.5	123	0.78	28	0.78	28	5.5	7.5		62	900	600	860	315	G1/2"			
DA-7	7.5	109	1.09	39	1.09	39	7.5	10		62	900	600	860	315	G1/2"			
	8.5	123	1.07	38	1.07	38	7.5	10		62	900	600	860	315	G1/2"			
	10.5	152	0.92	32	0.91	32	7.5	10		62	900	600	860	315	G1/2"			
	13.0	189	0.73	26	0.72	26	7.5	10		62	900	600	860	315	G1/2"			
DA-11	7.5	109	1.66	59	1.66	59	11	15		62	1050	650	900	410	G3/4"			
	8.5	123	1.64	58	1.64	58	11	15		62	1050	650	900	410	G3/4"			
	10.5	152	1.45	51	1.45	51	11	15		62	1050	650	900	410	G3/4"			
	13.0	189	1.13	40	1.12	40	11	15		62	1050	650	900	410	G3/4"			
DA-15	7.5	109	2.54	90	2.53	89	15	20		Direct Driven Air Cooling	64	1100	650	920	453	G3/4"		
	8.5	123	2.51	88	2.50	88	15	20			64	1100	650	920	453	G3/4"		
	10.5	152	1.97	70	1.86	66	15	20			64	1100	650	920	453	G3/4"		
	13.0	189	1.91	67	1.83	65	15	20			64	1100	650	920	453	G3/4"		
DA-18	7.5	109	3.04	107	3.63	128	18.5	25			64	1300	800	1050	485	G1"		
	8.5	123	3.03	107	3.54	125	18.5	25			64	1300	800	1050	485	G1"		
	10.5	152	3.00	106	2.37	84	18.5	25			64	1300	800	1050	485	G1"		
	13.0	189	1.91	67	2.34	83	18.5	25			64	1300	800	1050	485	G1"		
DA-22	7.5	109	3.57	126	3.70	131	22	30			66	1300	800	1050	510	G1"		
	8.5	123	3.55	125	3.61	128	22	30			66	1300	800	1050	510	G1"		
	10.5	152	3.00	106	3.52	124	22	30	66		1300	800	1050	510	G1"			
	13.0	189	2.97	105	2.38	84	22	30	66		1300	800	1050	510	G1"			
DA-30	7.5	109	5.28	187	4.49	159	30	40	Direct Driven Air Cooling		66	1400	900	1200	682	G1-1/2"		
	8.5	123	5.26	186	4.48	158	30	40			66	1400	900	1200	682	G1-1/2"		
	10.5	152	5.21	184	4.47	158	30	40			66	1400	900	1200	682	G1-1/2"		
	13.0	189	3.45	122	3.58	126	30	40			66	1400	900	1200	682	G1-1/2"		
DA-37	7.5	109	6.54	231	6.33	224	37	50			66	1400	900	1200	700	G1-1/2"		
	8.5	123	6.52	230	6.30	222	37	50			66	1400	900	1200	700	G1-1/2"		
	10.5	152	5.21	184	6.00	212	37	50			66	1400	900	1200	700	G1-1/2"		
	13.0	189	5.16	182	4.43	156	37	50			66	1400	900	1200	700	G1-1/2"		
DA-45	7.5	109	7.67	271	7.79	275	45	60		Direct Driven Air Cooling	69	1500	960	1200	729	G1-1/2"		
	8.5	123	7.62	269	7.76	274	45	60			69	1500	960	1200	729	G1-1/2"		
	10.5	152	6.46	228	6.24	220	45	60			69	1500	960	1200	729	G1-1/2"		
	13.0	189	6.41	226	5.20	184	45	60			69	1500	960	1200	729	G1-1/2"		
DA-55	7.5	109	10.50	371	9.14	323	55	75			Direct Driven Air Cooling	69	1800	1200	1400	1310	G2"	
	8.5	123	10.00	353	9.06	320	55	75				69	1800	1200	1400	1310	G2"	
	10.5	152	7.53	266	7.74	273	55	75				69	1800	1200	1400	1310	G2"	
	13.0	189	7.40	261	6.30	222	55	75				69	1800	1200	1400	1310	G2"	
DA-75	7.5	109	14.21	502	11.72	414	75	100				Direct Driven Air Cooling	69	1800	1200	1400	1325	G2"
	8.5	123	13.00	459	11.63	411	75	100					69	1800	1200	1400	1325	G2"
	10.5	152	10.00	353	11.43	404	75	100					69	1800	1200	1400	1325	G2"
	13.0	189	9.23	326	8.75	309	75	100					69	1800	1200	1400	1325	G2"

*) FAD in accordance with ISO 1217:2009, Annex C: Absolute intake pressure 1 bar (a), cooling and air intake temperature 20 C

**) Noise level as per ISO 2151 and the basic standard ISO 9614-2, operation at maximum operating pressure and maximum speed; tolerance: ±3 dB(A)

***) EEI 2 - Energy Efficiency Index 2, which refers to normal energy saving series

Specifications are subject to change without notice.

Technical parameters for EEI 2***

Model	Maximum Working Pressure		Capacity FAD*				Installed Motor Power		Driving Model & Cooling Method	Noise level** [dB(A)]	Dimensions(mm)			Weight kg	Air outlet pipe diameter
			50Hz		60Hz						L	W	H		
	bar(g)	psig	m³/min	cfm	m³/min	cfm	kW	hp							
DA-90(W)	7.5	109	17.27	610	17.01	601	90	120	Direct Driven Air Cooling W-water Cooling	72	2450	1800	1700	2450	DN80
	8.5	123	16.93	598	16.82	594	90	120		72	2450	1800	1700	2450	DN80
	10.5	152	12.21	431	14.87	525	90	120		72	2450	1800	1700	2450	DN80
	13.0	189	12.11	428	11.27	398	90	120		72	2450	1800	1700	2450	DN80
DA-110(W)	7.5	109	20.05	708	19.10	674	110	150		75	2450	1800	1700	2510	DN80
	8.5	123	20.00	706	19.06	673	110	150		75	2450	1800	1700	2510	DN80
	10.5	152	16.33	576	17.01	601	110	150		75	2450	1800	1700	2510	DN80
	13.0	189	14.11	498	14.68	518	110	150		75	2450	1800	1700	2510	DN80
DA-132(W)	7.5	109	23.48	829	24.37	861	132	175		75	2450	1800	1700	2620	DN80
	8.5	123	23.43	827	24.23	856	132	175		75	2450	1800	1700	2620	DN80
	10.5	152	20.50	724	18.95	669	132	175		75	2450	1800	1700	2620	DN80
	13.0	189	16.61	586	16.82	594	132	175		75	2450	1800	1700	2620	DN80
DA-160(W)	7.5	109	28.63	1011	27.90	985	160	215		75	2650	1700	1850	3210	DN80
	8.5	123	28.49	1006	27.76	980	160	215		75	2650	1700	1850	3210	DN80
	10.5	152	23.26	821	23.97	846	160	215		75	2650	1700	1850	3210	DN80
	13.0	189	20.13	711	18.82	664	160	215		75	2650	1700	1850	3210	DN80
DA-185(W)	7.5	109	33.63	1187	30.45	1075	185	250	75	2650	1700	1850	3340	DN80	
	8.5	123	33.28	1175	30.06	1061	185	250	75	2650	1700	1850	3340	DN80	
	10.5	152	28.21	996	27.54	972	185	250	75	2650	1700	1850	3340	DN80	
	13.0	189	23.01	812	23.75	839	185	250	75	2650	1700	1850	3340	DN80	
DA-200(W)	7.5	109	37.00	1306	31.03	1096	200	270	78	3000	1950	2030	4750	DN100	
	8.5	123	36.57	1291	30.35	1071	200	270	78	3000	1950	2030	4750	DN100	
	10.5	152	30.07	1062	29.69	1048	200	270	78	3000	1950	2030	4750	DN100	
	13.0	189	27.82	982	26.97	952	200	270	78	3000	1950	2030	4750	DN100	
DA-220(W)	7.5	109	39.45	1393	37.22	1314	220	300	78	3000	1950	2030	4790	DN100	
	8.5	123	39.24	1386	37.17	1312	220	300	78	3000	1950	2030	4790	DN100	
	10.5	152	32.90	1162	33.25	1174	220	300	78	3000	1950	2030	4790	DN100	
	13.0	189	29.72	1049	27.07	956	220	300	78	3000	1950	2030	4790	DN100	
DA-250(W)	7.5	109	43.47	1535	42.87	1514	250	350	78	3000	1950	2030	4860	DN100	
	8.5	123	43.26	1528	41.30	1458	250	350	78	3000	1950	2030	4860	DN100	
	10.5	152	38.81	1370	37.04	1308	250	350	78	3000	1950	2030	4860	DN100	
	13.0	189	29.72	1049	33.15	1170	250	350	78	3000	1950	2030	4860	DN100	
DA-280(W)	7.5	109	50.22	1773	47.16	1665	280	375	78	3700	2400	2550	7000	DN125	
	8.5	123	50.06	1768	45.64	1612	280	375	78	3700	2400	2550	7000	DN125	
	10.5	152	45.77	1616	42.56	1503	280	375	78	3700	2400	2550	7000	DN125	
	13.0	189	33.83	1195	36.95	1305	280	375	78	3700	2400	2550	7000	DN125	
DA-315(W)	7.5	109	55.52	1960	50.88	1797	315	425	80	4500	2500	2450	7500	DN125	
	8.5	123	55.35	1954	50.83	1795	315	425	80	4500	2500	2450	7500	DN125	
	10.5	152	49.76	1757	46.27	1634	315	425	80	4500	2500	2450	7500	DN125	
	13.0	189	45.22	1597	40.32	1424	315	425	80	4500	2500	2450	7500	DN125	
DA-355W	7.5	109	64.59	2281	58.12	2052	355	475	80	4500	2500	2450	8000	DN125	
	8.5	123	61.20	2161	56.54	1997	355	475	80	4500	2500	2450	8000	DN125	
	10.5	152	55.02	1943	51.57	1821	355	475	80	4500	2500	2450	8000	DN125	
	13.0	189	45.22	1597	45.35	1601	355	475	80	4500	2500	2450	8000	DN125	
DA-400W	7.5	109	74.49	2630	61.72	2179	400	550	80	5000	2500	2750	14800	DN125	
	8.5	123	70.52	2490	59.72	2109	400	550	80	5000	2500	2750	14800	DN125	
	10.5	152	60.83	2148	56.52	1996	400	550	80	5000	2500	2750	14800	DN125	
	13.0	189	49.17	1736	51.35	1813	400	550	80	5000	2500	2750	14800	DN125	

*) FAD in accordance with ISO 1217:2009, Annex C: Absolute intake pressure 1 bar (a), cooling and air intake temperature 20 C

**) Noise level as per ISO 2151 and the basic standard ISO 9614-2, operation at maximum operating pressure and maximum speed; tolerance: ±3 dB(A)

***) EEI 2 - Energy Efficiency Index 2, which refers to normal energy saving series

Specifications are subject to change without notice.

OIL-INJECTED ROTARY SCREW AIR COMPRESSOR(VSD)


Features and advantages



01

Variable Speed Drive

- Different variable speed drive brands available, such as INVT, ABB, etc.
 - VSD: variable volume, controlled costs: there is no unnecessary power generated, the DENAIR DVA models can reduce energy costs by 35% or more.
- Life cycle costs of the compressor can be reduced by an average of 22%.



02

State-of-the-art Screw Element

- Original DENAIR air end.
- Advanced SAP profile design
- The material of the rotors is American specialty steel.
- Superior Sweden SKF element bearings.



03

Smart Controller

- Increased reliability: durable keyboard, user-friendly, multilingual user interface.
- Improved ease of use: intuitive navigation system with main operation conditions include warning indications, maintenance scheduling etc.



04

Intelligent Control and Protection

- Schneider electrical elements with original package from Germany, safe and reliable.
- Reasonable, simple and clear wiring, easy for maintenance.
- Good protection function ensures the stable running of the compressor unit.



05

Efficient Separation System

- Reduction of pressure drops and energy costs.
- Low oil consumption ensures minimal maintenance costs and long compressor lifetime.
- Quality air with low oil content:
 - three step air-oil separation(centrifuge, gravity, filter)
 - oil content: less than 3 ppm by weight
 - hinged cover for easy separator element change



06

Stainless Steel Oil Pipe and Air Pipe

- High temperature resistant (400 C=752 F) and low temperature resistant(-270 C= - 518 F), high pressure resistant.
- Ultra-long life(80 years), completely leak free and maintenance free.

Technical parameters

Model	Maximum Working Pressure		Capacity FAD*								Installed Motor Power		Driving Model & Cooling Method	Noise level**	Dimensions(mm)			Weight	Air outlet pipe diameter	
			50Hz				60Hz													
	bar(g)	psig	Min.	Max.	Min.	Max.	Min.	Max.	Min.	Max.	kW	hp			[dB(A)]	L	W	H		kg
			m ³ /min	cfm	m ³ /min	cfm	m ³ /min	cfm												
DVA-5	7.5	109	0.40	0.80	14	28	0.40	0.80	14	28	5.5	7.5	Belt Driven	62	900	600	860	315	G1/2"	
	8.5	123	0.39	0.78	14	28	0.39	0.78	14	28	5.5	7.5		62	900	600	860	315	G1/2"	
DVA-7	7.5	109	0.55	1.09	19	39	0.55	1.09	19	39	7.5	10		62	900	600	860	315	G1/2"	
	8.5	123	0.54	1.07	19	38	0.54	1.07	19	38	7.5	10		62	900	600	860	315	G1/2"	
	10.5	152	0.46	0.92	16	32	0.46	0.91	16	32	7.5	10		62	900	600	860	315	G1/2"	
	13.0	189	0.36	0.73	13	26	0.36	0.72	13	26	7.5	10		62	900	600	860	315	G1/2"	
DVA-11	7.5	109	0.83	1.66	29	59	0.83	1.66	29	59	11	15		62	1050	650	900	410	G3/4"	
	8.5	123	0.82	1.64	29	58	0.82	1.64	29	58	11	15		62	1050	650	900	410	G3/4"	
	10.5	152	0.73	1.45	26	51	0.72	1.45	26	51	11	15		62	1050	650	900	410	G3/4"	
	13.0	189	0.56	1.13	20	40	0.56	1.12	20	40	11	15		62	1050	650	900	410	G3/4"	
DVA-15	7.5	109	1.27	2.54	45	90	1.27	2.53	45	89	15	20		Direct Driven Air Cooling	64	1100	650	920	453	G3/4"
	8.5	123	1.25	2.51	44	88	1.25	2.50	44	88	15	20			64	1100	650	920	453	G3/4"
	10.5	152	0.98	1.97	35	70	0.93	1.86	33	66	15	20			64	1100	650	920	453	G3/4"
	13.0	189	0.95	1.91	34	67	0.91	1.83	32	65	15	20			64	1100	650	920	453	G3/4"
DVA-18	7.5	109	1.52	3.04	54	107	1.82	3.63	64	128	18.5	25			64	1300	800	1050	485	G1"
	8.5	123	1.52	3.03	54	107	1.77	3.54	63	125	18.5	25			64	1300	800	1050	485	G1"
	10.5	152	1.50	3.00	53	106	1.19	2.37	42	84	18.5	25			64	1300	800	1050	485	G1"
	13.0	189	0.95	1.91	34	67	1.17	2.34	41	83	18.5	25			64	1300	800	1050	485	G1"
DVA-22	7.5	109	1.78	3.57	63	126	1.85	3.70	65	131	22	30			66	1300	800	1050	510	G1"
	8.5	123	1.77	3.55	63	125	1.81	3.61	64	128	22	30			66	1300	800	1050	510	G1"
	10.5	152	1.50	3.00	53	106	1.76	3.52	62	124	22	30	66		1300	800	1050	510	G1"	
	13.0	189	1.48	2.97	52	105	1.19	2.38	42	84	22	30	66		1300	800	1050	510	G1"	
DVA-30	7.5	109	2.64	5.28	93	187	2.25	4.49	79	159	30	40	66		1400	900	1200	682	G1-1/2"	
	8.5	123	2.63	5.26	93	186	2.24	4.48	79	158	30	40	66		1400	900	1200	682	G1-1/2"	
	10.5	152	2.61	5.21	92	184	2.24	4.47	79	158	30	40	66		1400	900	1200	682	G1-1/2"	
	13.0	189	1.73	3.45	61	121	1.79	3.58	63	126	30	40	66		1400	900	1200	682	G1-1/2"	
DVA-37	7.5	109	3.27	6.54	115	231	3.17	6.33	112	224	37	50	66		1400	900	1200	700	G1-1/2"	
	8.5	123	3.26	6.52	115	230	3.15	6.30	111	222	37	50	66		1400	900	1200	700	G1-1/2"	
	10.5	152	2.61	5.21	92	184	3.00	6.00	106	212	37	50	66		1400	900	1200	700	G1-1/2"	
	13.0	189	2.58	5.16	91	182	2.22	4.43	78	156	37	50	66		1400	900	1200	700	G1-1/2"	
DVA-45	7.5	109	3.84	7.67	135	271	3.90	7.79	138	275	45	60	69	1500	960	1200	729	G1-1/2"		
	8.5	123	3.81	7.62	135	269	3.88	7.76	137	274	45	60	69	1500	960	1200	729	G1-1/2"		
	10.5	152	3.23	6.46	114	228	3.12	6.24	110	220	45	60	69	1500	960	1200	729	G1-1/2"		
	13.0	189	3.21	6.41	113	226	2.60	5.20	92	184	45	60	69	1500	960	1200	729	G1-1/2"		
DVA-55	7.5	109	5.25	10.50	186	371	4.57	9.14	161	323	55	75	69	1800	1200	1400	1310	G2"		
	8.5	123	5.00	10.00	177	353	4.53	9.06	160	320	55	75	69	1800	1200	1400	1310	G2"		
	10.5	152	3.76	7.53	133	266	3.87	7.74	137	273	55	75	69	1800	1200	1400	1310	G2"		
	13.0	189	3.70	7.40	131	261	3.15	6.30	111	222	55	75	69	1800	1200	1400	1310	G2"		
DVA-75	7.5	109	7.11	14.21	251	502	5.86	11.72	207	414	75	100	69	1800	1200	1400	1325	G2"		
	8.5	123	6.50	13.00	230	459	5.82	11.63	205	411	75	100	69	1800	1200	1400	1325	G2"		
	10.5	152	5.00	10.00	177	353	5.72	11.43	202	404	75	100	69	1800	1200	1400	1325	G2"		
	13.0	189	4.62	9.23	163	326	4.37	8.75	154	309	75	100	69	1800	1200	1400	1325	G2"		

*) FAD in accordance with ISO 1217:2009, Annex C: Absolute intake pressure 1 bar (a), cooling and air intake temperature 20 °C

**) Noise level as per ISO 2151 and the basic standard ISO 9614-2, operation at maximum operating pressure and maximum speed; tolerance: ±3 dB(A)

Specifications are subject to change without notice.

Technical parameters

Model	Maximum Working Pressure		Capacity FAD*								Installed Motor Power		Driving Model & Cooling Method	Noise level**	Dimensions(mm)			Weight	Air outlet pipe diameter
			50Hz				60Hz												
			Min.	Max.	Min.	Max.	Min.	Max.	Min.	Max.									
	bar(g)	psig	m ³ /min	cfm	m ³ /min	cfm	kW	hp	[dB(A)]	L	W	H			kg				
DVA-90	7.5	109	8.64	17.27	305	610	8.51	17.01	300	601	90	120	72	2450	1800	1700	2450	DN80	
	8.5	123	8.47	16.93	299	598	8.41	16.82	297	594	90	120	72	2450	1800	1700	2450	DN80	
	10.5	152	6.11	12.21	216	431	7.43	14.87	262	525	90	120	72	2450	1800	1700	2450	DN80	
	13.0	189	6.06	12.11	214	428	5.63	11.27	199	398	90	120	72	2450	1800	1700	2450	DN80	
DVA-110	7.5	109	10.03	20.05	354	708	9.55	19.10	337	674	110	150	75	2450	1800	1700	2510	DN80	
	8.5	123	10.00	20.00	353	706	9.53	19.06	336	673	110	150	75	2450	1800	1700	2510	DN80	
	10.5	152	8.16	16.33	288	576	8.51	17.01	300	601	110	150	75	2450	1800	1700	2510	DN80	
	13.0	189	7.05	14.11	249	498	7.34	14.68	259	518	110	150	75	2450	1800	1700	2510	DN80	
DVA-132	7.5	109	11.74	23.48	415	829	12.19	24.37	430	861	132	175	75	2450	1800	1700	2620	DN80	
	8.5	123	11.72	23.43	414	827	12.12	24.23	428	856	132	175	75	2450	1800	1700	2620	DN80	
	10.5	152	10.25	20.50	362	724	9.48	18.95	335	669	132	175	75	2450	1800	1700	2620	DN80	
	13.0	189	8.31	16.61	293	586	8.41	16.82	297	594	132	175	75	2450	1800	1700	2620	DN80	
DVA-160	7.5	109	14.32	28.63	506	1011	13.95	27.90	493	985	160	215	75	2650	1700	1850	3210	DN80	
	8.5	123	14.25	28.49	503	1006	13.88	27.76	490	980	160	215	75	2650	1700	1850	3210	DN80	
	10.5	152	11.63	23.26	411	821	11.99	23.97	423	846	160	215	75	2650	1700	1850	3210	DN80	
	13.0	189	10.07	20.13	356	711	9.41	18.82	332	664	160	215	75	2650	1700	1850	3210	DN80	
DVA-185(W)	7.5	109	16.82	33.63	594	1187	15.23	30.45	538	1075	185	250	75	2650	1700	1850	3340	DN80	
	8.5	123	16.64	33.28	588	1175	15.03	30.06	531	1061	185	250	75	2650	1700	1850	3340	DN80	
	10.5	152	14.11	28.21	498	996	13.77	27.54	486	972	185	250	75	2650	1700	1850	3340	DN80	
	13.0	189	11.51	23.01	406	812	11.88	23.75	419	839	185	250	75	2650	1700	1850	3340	DN80	
DVA-200(W)	7.5	109	18.50	37.00	653	1306	15.52	31.03	548	1096	200	270	78	3000	1950	2030	4750	DN100	
	8.5	123	18.29	36.57	646	1291	15.17	30.35	536	1071	200	270	78	3000	1950	2030	4750	DN100	
	10.5	152	15.04	30.07	531	1062	14.85	29.69	524	1048	200	270	78	3000	1950	2030	4750	DN100	
	13.0	189	13.91	27.82	491	982	13.49	26.97	476	952	200	270	78	3000	1950	2030	4750	DN100	
DVA-220(W)	7.5	109	19.73	39.45	697	1393	18.61	37.22	657	1314	220	300	78	3000	1950	2030	4790	DN100	
	8.5	123	19.62	39.24	693	1386	18.59	37.17	656	1312	220	300	78	3000	1950	2030	4790	DN100	
	10.5	152	16.45	32.90	581	1162	16.63	33.25	587	1174	220	300	78	3000	1950	2030	4790	DN100	
	13.0	189	14.86	29.72	525	1049	13.53	27.07	478	956	220	300	78	3000	1950	2030	4790	DN100	
DVA-250(W)	7.5	109	21.74	43.47	768	1535	21.44	42.87	757	1514	250	350	78	3000	1950	2030	4860	DN100	
	8.5	123	21.63	43.26	764	1528	20.65	41.30	729	1458	250	350	78	3000	1950	2030	4860	DN100	
	10.5	152	19.41	38.81	685	1370	18.52	37.04	654	1308	250	350	78	3000	1950	2030	4860	DN100	
	13.0	189	14.86	29.72	525	1049	16.57	33.15	585	1170	250	350	78	3000	1950	2030	4860	DN100	
DVA-280(W)	7.5	109	25.11	50.22	887	1773	23.58	47.16	833	1665	280	375	78	3700	2400	2550	7000	DN125	
	8.5	123	25.03	50.06	884	1768	22.82	45.64	806	1612	280	375	78	3700	2400	2550	7000	DN125	
	10.5	152	22.89	45.77	808	1616	21.28	42.56	751	1503	280	375	78	3700	2400	2550	7000	DN125	
	13.0	189	16.92	33.83	598	1195	18.47	36.95	652	1305	280	375	78	3700	2400	2550	7000	DN125	
DVA-315(W)	7.5	109	27.76	55.52	980	1960	25.44	50.88	898	1797	315	425	80	4500	2500	2450	7500	DN125	
	8.5	123	27.68	55.35	977	1954	25.42	50.83	897	1795	315	425	80	4500	2500	2450	7500	DN125	
	10.5	152	24.88	49.76	879	1757	23.14	46.27	817	1634	315	425	80	4500	2500	2450	7500	DN125	
	13.0	189	22.61	45.22	799	1597	20.16	40.32	712	1424	315	425	80	4500	2500	2450	7500	DN125	
DVA-355W	7.5	109	32.30	64.59	1141	2281	29.06	58.12	1026	2052	355	475	80	4500	2500	2450	8000	DN125	
	8.5	123	30.60	61.20	1081	2161	28.27	56.54	998	1997	355	475	80	4500	2500	2450	8000	DN125	
	10.5	152	27.51	55.02	972	1943	25.78	51.57	910	1821	355	475	80	4500	2500	2450	8000	DN125	
	13.0	189	22.61	45.22	799	1597	22.67	45.35	801	1601	355	475	80	4500	2500	2450	8000	DN125	
DVA-400W	7.5	109	37.25	74.49	1315	2630	30.86	61.72	1090	2179	400	550	80	5000	2500	2750	14800	DN125	
	8.5	123	35.26	70.52	1245	2490	29.86	59.72	1054	2109	400	550	80	5000	2500	2750	14800	DN125	
	10.5	152	30.42	60.83	1074	2148	28.26	56.52	998	1996	400	550	80	5000	2500	2750	14800	DN125	
	13.0	189	24.59	49.17	868	1736	25.67	51.35	906	1813	400	550	80	5000	2500	2750	14800	DN125	

*) FAD in accordance with ISO 1217:2009, Annex C: Absolute intake pressure 1 bar (a), cooling and air intake temperature 20 C

**) Noise level as per ISO 2151 and the basic standard ISO 9614-2, operation at maximum operating pressure and maximum speed; tolerance: ±3 dB(A)

Specifications are subject to change without notice.



P-DNR202207-08 Specifications are subject to change without prior notice.
Never use compressed air as breathing air without prior purification in accordance with local legislation and standards.



Denair Energy Saving Technology (Shanghai) Plc.

No. 6767, Tingfeng Rd., Jinshan District,
Shanghai 201502, China
Tel.: +86 21 3783 1829
Fax: +86 21 6040 5929

info@denair.net
www.denair.net